

# Quarterly Progress Report

## ACE Screening and Clinician Training Data


### February 2024

The California Department of Health Care Services (DHCS) and the Office of the California Surgeon General are leading **ACEs Aware**, a first-in-the-nation, statewide effort to implement screening for Adverse Childhood Experiences (ACEs) and treatment of toxic stress to improve the health and well-being of Californians.

ACEs Aware offers clinical teams training, clinical protocols, and payment for screening children, adolescents, and adults for ACEs.

This quarterly progress report provides the following data:

- Number of individuals who completed the **"Becoming ACEs Aware in California"** online training between December 4, 2019, and October 31, 2023.
- Number of ACE screenings conducted in California between January 1, 2020, and March 31, 2023, based on DHCS Medi-Cal claims data.



### Medi-Cal Claims for ACE Screenings

Medi-Cal clinicians conducted more than **2,326,360** ACE screenings of **1,529,390** unique Medi-Cal members.

Of the **1,234,250** unique Medi-Cal members ages 0 to 20 screened for ACEs,

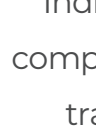
**5%** had an ACE score of 4 or more.

Of the **295,140** unique Medi-Cal members ages 21 to 64 screened for ACEs, **15%** had an ACE score of 4 or more.\*

Data from: January 1, 2020, to March 31, 2023

Medi-Cal clinicians – primarily pediatric, family medicine, and behavioral health professionals – conducted 2,326,360 ACE screenings of 1,529,390 unique Medi-Cal members between January 1, 2020, and March 31, 2023. Eighty-one percent of all screenings conducted were of members ages 0 to 20, 5% of whom had an ACE score of four or greater, indicating a high risk for toxic stress, and 19% of all screenings conducted were of members ages 21 to 64, 15% of whom had an ACE score of four or greater.

### Number of people who completed the Becoming ACEs Aware in California training



### Training and Certification

**35,360** Individuals completed the training

**17,100** Medi-Cal clinicians are ACEs Aware-certified\*\*

**Before the training**

**After the training**

**66%** of participants indicated that either the training already reinforced their current practice or based on the training, they plan to implement changes in their practice.

**56%** of participants were not screening any patients for ACEs.

**59%** of participants who were not previously screening patients for ACEs indicated that they planned to implement routine ACE screening for children or adults.

Data from: December 4, 2019, to October 31, 2023

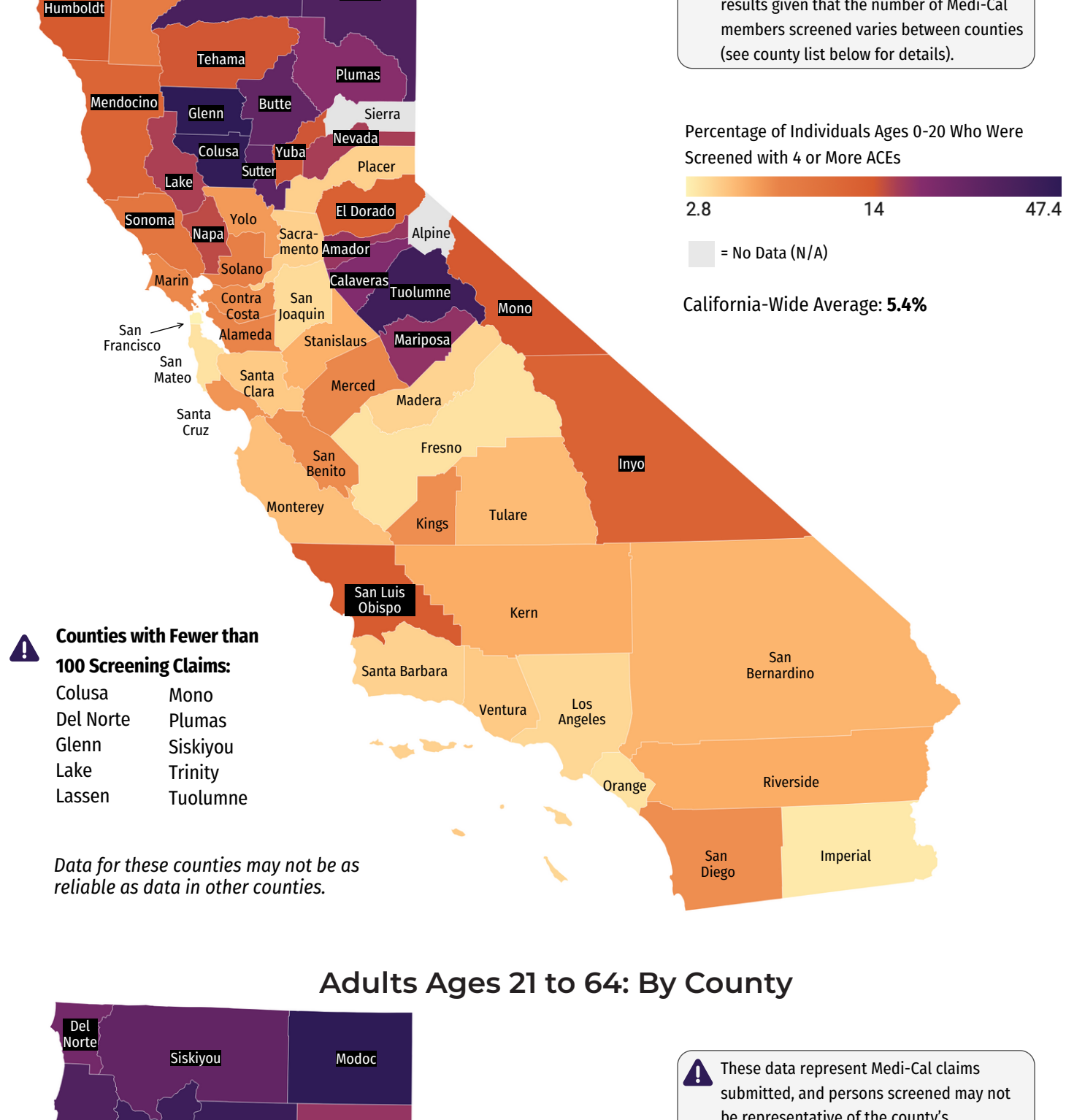
Since the launch of the ACEs Aware initiative in December 2019, more than 35,360 individuals have completed the core ACEs Aware training, including approximately 17,100 Medi-Cal clinicians in California who are ACEs Aware-certified and are eligible to receive Medi-Cal payment for conducting ACE screenings.

### ACEs Aware is making a difference in clinical care.

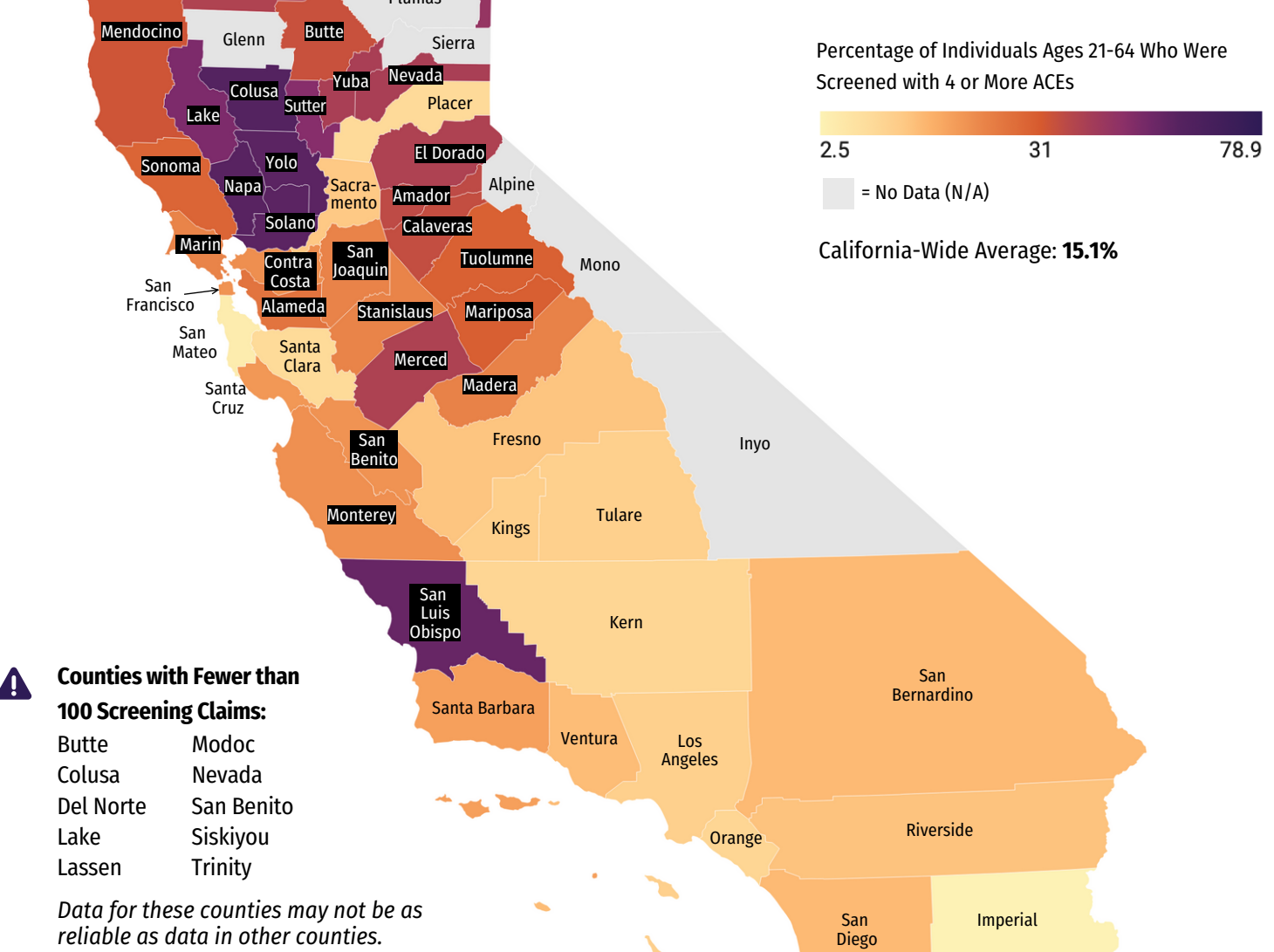
After completing the training, participants were asked about practice changes they plan to make based on the training: 66% of participants reported they plan to implement changes in their practice based on the information presented in the training; 60% reported they plan to conduct routine ACE screenings for children; 53% reported they plan to conduct routine ACE screenings for adults; and 91% reported being somewhat or very confident that they would be able to make their intended practice changes. Additionally, 39% plan to change their treatment or management approach based on the patient's ACE score and toxic stress risk assessment, and 40% plan to apply a clinical algorithm on ACEs and toxic stress to guide patient care.

### Percentage of Patients Screened Who Disclosed an ACE Score of 4 or More, Based on Medi-Cal Claims Data, by County

#### Children, Adolescents, and Young Adults Ages 0 to 20: By County



#### Adults Ages 21 to 64: By County



### ACE Screening Claims Data: from January 1, 2020, to March 31, 2023

#### Notes:

Percentages are rounded to the nearest whole number and may not add up to 100%.

Data Extraction Date: October 19, 2023, from the DHCS Management Information System/Decision Support System (MIS/DSS) data warehouse

"N/A" percentage of high-risk ACE scores means data have been suppressed in instances where values were at least one but less than 11, or whereby related data with values less than 11 not presented here could be deduced from the information in this map.

\*ACE score refers to the total disclosed exposure to the 10 ACE categories. An ACE score of 4 or greater indicates that patients may be at high risk for toxic stress. Patients with an ACE score of 0 to 3 may also be at risk for toxic stress.

\*\*Medi-Cal clinicians must attest to completing a certified ACEs Aware core training to qualify for Medi-Cal payment. The methodology has been revised to count unique Medi-Cal clinicians and is not comparable to quarterly reports prior to October 2022.

### ACE Screenings by Medi-Cal Managed Care Plan (MCP) Network

**Children, Adolescents, and Young Adults (ages 0 to 20):** MCP clinicians screened 1,084,622 individuals, representing 21% of unique Medi-Cal members 20 years of age and younger who were enrolled with a single plan in any continuous 12-month period between January 1, 2020, and March 31, 2023 (and were not dually eligible for Medi-Cal and Medicare). Fee-for-service (FFS) clinicians screened 8% of Medi-Cal members who were not enrolled in any plan during the measurement period (Exhibit 1).

#### Exhibit 1: ACE Screenings for Members Ages 0 to 20 by Medi-Cal MCP (January 1, 2020, to March 31, 2023)

Managed Care Plan	Number of Members Screened	Medi-Cal Enrollment	Percentage of Medi-Cal Population Screened
Aetna Better Health of California	1,893	15,451	12%
Alameda Alliance for Health	30,043	115,316	26%
Blue Cross of CA Partnership Plan	67,530	398,516	17%
Blue Shield of California Promise Health Plan	7,121	32,814	22%
CalOptima (COHS)	152,195	352,728	43%
CalViva Health	31,975	201,136	16%
California Health & Wellness Plan	7,007	102,423	7%
CenCal Health	22,839	99,814	23%
Central California Alliance for Health	12,776	190,237	7%
Community Health Group Partnership Plan	29,436	135,456	22%
Contra Costa Health Plan	4,267	91,583	5%
Gold Coast Health Plan	17,031	104,762	16%
Health Net Community Solutions, Inc.	135,182	647,244	21%
Health Plan of San Joaquin	14,862	199,210	8%
Health Plan of San Mateo	6,747	55,919	12%
Inland Empire Health	222,812	699,812	32%
Kaiser Permanente Cal, LLC	12,906	87,495	15%
Kern Health Systems	30,851	164,447	19%
L.A. Care Health Plan	177,910	932,307	19%
Molina Healthcare of California Partner Plan, Inc.	43,610	220,149	20%
Partnership HealthPlan of California	28,739	253,879	11%
San Francisco Health Plan	7,680	48,368	16%
Santa Clara Family Health Plan	17,078	117,816	15%
United Healthcare Community Plan	11,132	8,522	13%
<b>Total – MCP</b>	<b>1,084,622</b>	<b>5,275,404</b>	<b>21%</b>
<b>Total – FFS</b>	<b>25,535</b>	<b>308,385</b>	<b>8%</b>

**Adults (Ages 21 to 64):** MCP clinicians screened 257,469 individuals, representing 4% of unique Medi-Cal members ages 21 through 64 who were enrolled with a single plan in any continuous 12-month period between January 1, 2020, and March 31, 2023 (and were not dually eligible for Medi-Cal and Medicare). FFS clinicians screened less than 1% of Medi-Cal members who were not enrolled in any plan during the measurement period (Exhibit 2).

#### Exhibit 2: ACE Screenings for Members Ages 21 to 64 by Medi-Cal MCP (January 1, 2020, to March 31, 2023)

Managed Care Plan	Number of Members Screened	Medi-Cal Enrollment	Percentage of Medi-Cal Population Screened
Aetna Better Health of California	1,379	30,075	5%
Alameda Alliance for Health	485	173,005	<1%
AltaMed	0	630	0%
Blue Cross of CA Partnership Plan	12,292	515,050	2%
Blue Shield of California Promise Health Plan	6,756	73,915	9%
CalOptima (COHS)	24,230	457,179	5%
CalViva Health	6,657	201,289	3%
California Health & Wellness Plan	851	129,620	<1%
CenCal Health	1,195	102,036	1%
Central California Alliance for Health	6,779	184,894	4%
Community Health Group Partnership Plan	14,529	165,475	9%
Contra Costa Health Plan	192	125,914	<1%
Gold Coast Health Plan	3,493	112,871	3%
Health Net Community Solutions, Inc.	30,223	793,879	4%
Health Plan of San Joaquin	3,169	202,165	2%
Health Plan of San Mateo	105	66,579	<1%
Inland Empire Health	72,954	773,652	9%
Kaiser Permanente Cal, LLC	183	93,332	<1%
Kern Health Systems	7,045	162,797	4%
L.A. Care Health Plan	37,865	1,295,791	3%
Molina Healthcare of California Partner Plan, Inc.	17,957	278,004	7%
Partnership HealthPlan of California	7,147	334,192	2%
San Francisco Health Plan	216	100,156	<1%
Santa Clara Family Health Plan	554	147,015	<1%
United Healthcare Community Plan	1,209	18,614	7%
<b>Total – MCP</b>	<b>257,469</b>	<b>6,540,520</b>	<b>4%</b>
<b>Total – FFS</b>	<b>4,786</b>	<b>1,496,354</b>	<b>&lt;1%</b>

#### Notes:

"Number of Members Screened" and "Medi-Cal Enrollment" are rounded to the nearest 10 and may not sum to the total.

"Percentage Medi-Cal Population Screened" is rounded to the nearest whole percent.

"Number of Members Screened" is the count of distinct non-dual individuals who were enrolled in a single plan in any continuous 12-month period and received an ACE screening during the measurement period.

"Medi-Cal Enrollment" is the count of distinct non-dual individuals who were enrolled in a single plan for any 12 continuous months during the measurement period.

Cells with "-" have been suppressed in instances where values were at least one but less than 11, or whereby related data with values less than 11 not presented here could be deduced from the information in this table.

The screens in this report are collected by capturing claims utilizing the designated G9919 and G9920 codes for ACE screenings. Any additional screenings that were not documented with these codes would not be counted in this report.

Data Extraction Date: October 19, 2023, from the DHCS MIS/DSS data warehouse.

ACEs Aware will continue to publish screening and training data updates on a quarterly basis. In addition, the **ACEs Aware Screening, Training, and Certification Progress: February 2023 Update** includes additional details on demographics of clinical team members trained, characteristics of clinicians providing screening, profile of members screened, and screening rates and quality improvement metrics for Medi-Cal MCPs.



Visit [ACESAware.org](https://www.acesaware.org)

